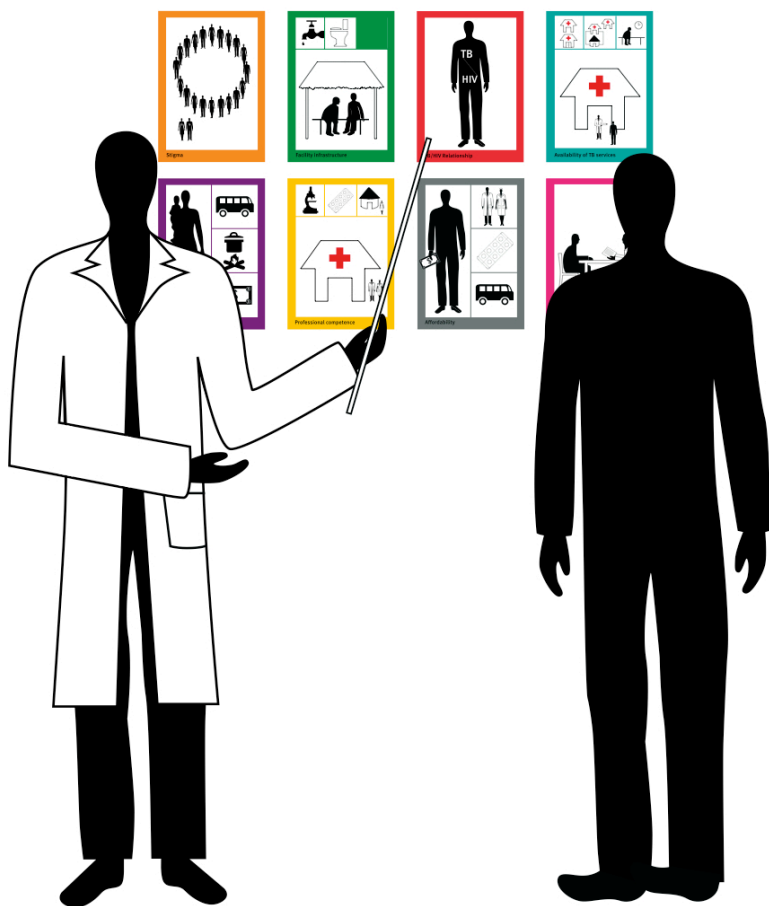


# QUOTE TB LIGHT





Royal Tropical Institute

The TB Control Assistance Program (TB CAP) is a USAID funded project executed by a coalition of eight agencies: American Thoracic Society, Centers for Disease Control and Prevention, Family Health International, Japan Anti-Tuberculosis Association, KNCV Tuberculosis Foundation, Management Sciences for Health, The Union and the World Health Organization.

Project Management Unit TB CAP  
The Hague, The Netherlands.  
Web: [www.tbcta.org](http://www.tbcta.org)  
Tel: +31-70-416-7222  
E-mail: [pmu@kncvtbc.nl](mailto:pmu@kncvtbc.nl)

The Global Health Bureau, Office of Health, Infectious Disease and Nutrition (HIDN), United States Agency for International Development (USAID), financially supports this document through TB CAP under the terms of Agreement No.GHS-A-00-05-00019-00. The contents are the responsibility of TB CAP and do not necessarily reflect the views of USAID or the United States Government.

Prepared by:

Sara Massaut<sup>1</sup>, Jacques van den Broek<sup>2</sup>, Anke van der Kwaak<sup>3</sup>.

Acknowledgements:

Development of QUOTE TB Light was a collaborative effort carried out by TB CAP<sup>1</sup>, KNCV Tuberculosis Foundation<sup>2</sup>, The Royal Tropical Institute<sup>3</sup> (KIT). The nine pictogram cards were developed by Daphne Meijer.

In regard to the field testing, we thank the Nigeria Tuberculosis and Leprosy Control Program (NTBLCP) for their overall support, as well as the State Tuberculosis and Leprosy Control Programs (STBLCP) in Bauchi, Kaduna and Kwara and Federal Capital Territory (Abuja).

We are very appreciative of the support and assistance provided by TB CAP Nigeria office, in particular Emmy van der Grinten and Jumoke Onzazi. In addition, the implementation support provided by ILEP member organizations and in particular Sani Useni of Netherlands Leprosy Relief (NLR) and Tolu Oguntimehin of The Leprosy Mission Nigeria (TLMN), as well as Abebayo Peters of the NTBLCP and Apanda Goje of Kaduna STBLCP.


We would also like to thank Ineke Huitema and Maarten van Cleeff for taking the time to review draft versions of QUOTE TB Light and providing valuable feedback, in addition we appreciate the contributions of Herman Sixma of The Netherlands Institute for Health Research (NIVEL).

Finally, a very warm thank you is bestowed upon the TB patients from Abuja, Bauchi, Kaduna and Kwara who made time to participate in the focus group discussions and individual interviews. Their input is invaluable and very much appreciated.

This work was supported in part by a contribution from the Netherlands Ministry of Foreign Affairs. The content of this publication is the responsibility of the authors and does not necessarily reflect the views of the Ministry.

# Contents

<b>1. Introducing QUOTE TB Light</b>	
<b>1.1 Why QUOTE TB Light?.....</b>	<b>4</b>
<b>1.2 What is QUOTE TB Light?.....</b>	<b>5</b>
<b>2. How to apply QUOTE TB Light?.....</b>	<b>6</b>
<b>2.1 Step one: Establish the importance ranking of quality dimensions.....</b>	<b>6</b>
<b>2.2 Step two: Establish the Performance Score of the Services.....</b>	<b>9</b>
<b>2.3 Step three: Calculate the Quality Impact Scores of the Care.....</b>	<b>12</b>
<b>3. Where and when to use QUOTE TB Light?.....</b>	<b>13</b>
<b>3.1 Health Facility Level.....</b>	<b>13</b>
<b>3.2 District Level.....</b>	<b>14</b>
<b>3.3 Provincial and National level--TB Program Supervision activities.....</b>	<b>14</b>
<b>3.4 Operational Research Projects.....</b>	<b>14</b>
<b>4. Instruments for Applying QUOTE TB Light.....</b>	<b>15</b>
 <b>Annexes</b>	
<b>1. Pictogram Cards</b>	
<b>2. Questionnaire</b>	
<b>3. Data Analysis Worksheets</b>	



# 1. Introducing QUOTE TB Light

## 1.1 Why QUOTE TB Light?

QUOTE is the acronym for Quality of Care as seen through the Eyes of the Patient.

The patient perspective is an important element of improving care to better meet their needs, increase equity and improve access to services for diagnosis and treatment. TB patients are therefore considered to be one of the expert groups to assess the quality of TB care.

Prior to *QUOTE TB Light*, a more robust *QUOTE TB* tool was developed through TB CAP, in collaboration with KNCV Tuberculosis Foundation, the Netherlands Royal Tropical Institute (KIT), the Regional Centre for Quality of Health Care at Makerere University Uganda (RCQHC) and The Netherlands Institute for Health Research (NIVEL). *QUOTE TB* is a management tool that specifically measures the quality of TB care from the patient's perspective. It combines both the performance and importance of TB care dimensions.

The development of *QUOTE TB* took place in three East African countries; Kenya, Malawi and Uganda. Eight quality dimensions specific to TB care were established through qualitative research among TB patients and health providers. The eight quality dimensions were also tested quantitatively and validated through statistical analyses. The measurement of the quality of care is based on these eight TB specific dimensions as described in the original *QUOTE TB* tool<sup>1</sup>.

### **QUOTE TB Light Quality Dimensions**

- Communication and Information
- Professional competence
- Availability of TB services
- Affordability
- Patient provider interaction and counseling
- Support
- TB/HIV Relationship
- Infrastructure
- Stigma


Stigma was not included as a separate quality dimension in the original QUOTE TB tool. It is included as the ninth quality dimension in QUOTE TB Light as it is understood to have an important impact on health seeking behavior. Four new questions on stigma are included in the questionnaire; they will be validated during pilot implementation.

1. QUOTE TB can be found here: <http://www.tbcta.org/library>

**NTP managers** and **health care providers** were involved in the development of the tool. Using the tool allows them to become informed about the quality of care as experienced by the patients. The tool also facilitates prioritization of interventions for improvement.

This tool is unique because **TB patients** are involved in all stages of its application. Involving patients in the improvement process contributes to empowerment of TB patients and their communities, as underscored in the Patient Charter for TB Control and Care.

In 2007, TB CAP published the *QUOTE TB tool*. However; in its original form, it is considered a complex tool using a rather strict scientific and costly approach to implement. It is believed that this is one of the contributing factors to it not being used by National Tuberculosis Programs (NTPs) for implementation. For this reason a revised and simpler version was developed and is presented in this brochure: *QUOTE TB Light*.



## 1.2 What is QUOTE TB Light?

*QUOTE TB Light* is a simplified application of the original *QUOTE TB tool*. It includes the same components as the original tool but is revised as a “ready to use” package including standardized instruments for application, which make it more practical to use in all TB programs.

To use *QUOTE TB Light* only three steps need to be carried-out:

- 1. Step one: Establish the importance ranking score of the quality dimensions;** Focus Group Discussions (FGD) are conducted to establish the ranking of the nine quality dimensions specific to TB care that are important to patients. Pictogram cards illustrating each quality dimension are used to facilitate the ranking exercise during the FGDs.
- 2. Step two: Establish the performance score for TB care as provided by the health facility;** Individual interviews are conducted to assess the performance of health facilities as experienced by TB patients using a standardized questionnaire. The performance assessment is based on the nine quality dimensions specific to TB care.

- 3. Step three: Calculate the quality impact scores of the care;** Steps one and two are used to calculate the quality impact (QI) score, which is the heart of *QUOTE-TB Light*. This is done by multiplying the importance scores (step one) by the performance scores (step two). Thus the importance is used as a weighing factor to measure the quality of care. The direct results of the quality impact score can be used to improve TB care at the facility level by setting priorities and planning specific interventions.



## **2. How to apply *QUOTE TB Light*?**

*QUOTE TB Light* is meant to be used as part of regular National Tuberculosis Program (NTP) supervision activities, during external reviews of NTPs and at the individual facility level<sup>2</sup>. It provides a harmonized approach that can be operationalized as the results/QI scores point to exact components of TB care that can be improved. The tool can also be used to gain insight into the quality of care as part of an operational research study.

*QUOTE TB Light* is applied with three standardized steps. Below is a description of how to apply each

of the three steps with an explanation on how to calculate and interpret the results.

### **2.1 Step one: Establish the importance ranking of quality dimensions**

In each new setting where *QUOTE TB Light* is applied one FGD with 8-12 participants should be conducted to establish the importance ranking of the nine quality dimensions (see Table 1 on page 9). The FGD needs to be conducted once every two years to capture any changes that may occur in how patients think about, and thus rank, the importance of the nine quality dimensions.

For example, when applying *QUOTE TB Light* at a health facility with 50 registered TB patients only one FGD is necessary to establish the importance ranking of the nine quality dimensions. If a second health facility is added within the same district it may not be necessary to conduct a second FGD. However, if the environment and cultural setting of the new health facility is different a second FGD will be necessary to make sure the importance ranking of the nine quality dimensions is representative.


<sup>2</sup>. Although the application of *QUOTE TB Light* is led by the NTP, it is recommended to partner with a University and/or NGO with research experience. For example, University students can help with the data collection.

As the number of settings in which *QUOTE TB Light* is applied increases, such as Provincial and/or National, the FGDs planned need to be representative of the patients' experiences. For example, at least one FGD should be conducted per geo-political zone. It is also possible to plan FGDs according to gender and other social determinants, such as culture and environment.

### ***A. Recruitment of Participants:***

Purposeful sampling is used to recruit the TB patients<sup>3</sup> who will participate in the FGDs based on the following criteria:

1. Registered TB patients at a health facility (if possible also include patients that have stopped treatment -- a defaulter<sup>4</sup>)
2. Have a history of at least 3 weeks visiting the facility for both TB diagnosis and treatment.
3. Able to present a patient card at the FGD
4. Representative of cultural/geographical setting (e.g. male, female, northern province or southern province)



Patient provider interaction and counseling

Participants can be recruited by the health facility staff<sup>5</sup>. A minimum of eight and maximum of twelve participants should be recruited. Fewer than eight participants may not provide enough diversity for the discussion and ranking exercise. In a group larger than twelve it may become difficult to facilitate and to ensure everyone's voice is heard.

Invitations should be issued at least one to two days prior to the planned FGD. Where possible, FGDs should be conducted at a location outside of the health facility as this will ensure confidentiality. Beverages and snacks should be available for participants, as well as stipends for travel costs.

### ***B. Instruments:***

There are nine pictogram cards reflecting the nine quality dimensions. The

3. Patients participating in the FGD should not be interviewed to assess the performance of TB care because they will be familiar with the subject and may lead to biased results.

4. While it may be difficult to find or trace defaulters within the communities served by participating facilities; their perspective is very important in assessing the quality of services.

5. Health facility staff play an important role in planning for *QUOTE TB Light* and recruiting respondents. However, due to their close relationship to TB patients they should not be directly involved with the FGDs or individual performance assessment interviews to avoid any bias.



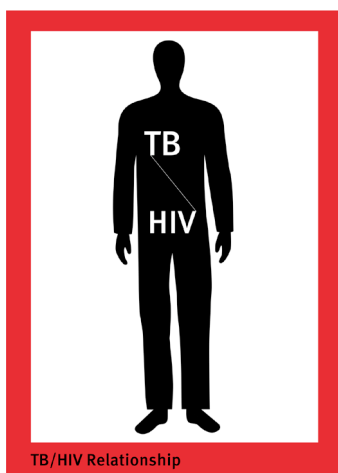
pictogram cards are used as memory support to facilitate the ranking exercise. Examples of the pictogram cards can be found throughout this brochure and in Annex 1. Pictogram cards for printing and laminating can be found on the CD-rom.

### ***C. Focus Group Discussion:***

The total time to conduct the exercise should take approximately 45 minutes to one hour. The discussion should start with an introduction followed by the ranking exercise.

#### **Introduction:**

The FGD should start with obtaining informed consent, explanation of the purpose of the FGD, which questions will be posed and how the results will be used. A round of individual introductions should be conducted to prepare the participants and to familiarize themselves with each other.



#### **Ranking Exercise:**

1. The pictogram cards are reviewed one by one as the facilitator reminds the participants of the quality dimension illustrated by the card. Participants are asked to think about each of the quality dimensions and to try to make an individual ranking based on their own expectations/experiences with TB services.
2. The participants are asked to choose the most important quality dimension. A short discussion is held until consensus is reached. Participants are then asked to choose the least important quality dimension. A short discussion is held until consensus is reached. The same steps continue until all nine quality dimensions are ranked. If consensus cannot be reached through discussion it is possible to take a vote.
3. The ranking of the nine quality dimensions is reviewed and presented again, using the pictogram cards, to make sure that all participants agree with the ranking.
4. The discussion is closed with a short summary of the conclusions

#### ***D. Importance ranking and data entry:***

There are nine quality dimensions that will be ranked during the FGDs with the most important receiving a score of 9 and the least important a score of 1. If only one FGD is conducted the final scores can be used for the quality impact score calculation. However, if several FGDs are conducted it is necessary to calculate an average importance ranking score of each dimension.

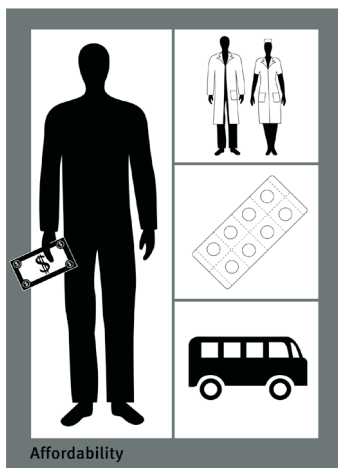
**Table 1** The Importance ranking of the Nine Quality dimensions

Nigeria FGD Results Quality of TB services	FGD1 Abuja	FGD2 Kaduna	FGD3 Kaduna	FGD4 Kwara	Average	Percentage
Communication and information	9	8	8	9	8.5	$(8.5/9)100=94\%$
Professional competence	8	9	9	4	7.5	83%
Availability services	6	6	4	7	5.8	64%
Affordability	4	5	7	6	5.5	61%
Patient provider interaction and counseling	7	4	3	5	4.8	53%
TB/HIV	5	3	2	8	4.5	50%
Support	2	7	6	2	4.3	47%
Infrastructure	3	2	5	1	2.8	31%
Stigma	1	1	1	3	1.5	17%

For example, Table 1 above illustrates the importance ranking scores from the field testing in Nigeria. Four FGDs were conducted with the following results; Communication and Information ranked as the most important quality dimension with an average score of 8.5 and Stigma as the least important with an average score of 1.5.

Once all FGDs are conducted and the data entry completed, the average percentage of importance ranking scores needs to be calculated. The average percentage is then used together with the performance scores to eventually calculate the quality impact score. The following calculation should be used; (average importance ranking/9) Thus following the example in Table 1 the final importance ranking score for quality dimension communication and information was derived by the following calculation;  $(8.5/9)100 = 94\%$ .





The importance ranking scores of each FGD discussion can be entered into the data analysis worksheet, which is available on the CD-rom. The worksheet has been designed and formulated to automatically do the necessary calculations to produce the final importance ranking scores. See Annex 3 for an example of the worksheet.

## **2.2 Step two: Establish the Performance Score of the Services**

In general, 10-20 individual performance assessment interviews should be conducted per health facility. However, when applying *QUOTE TB Light* at the District, Provincial and or National

level respondents from several health facilities should participate. Per District, four to seven health facilities should be included and the number of interviews conducted will depend on the number of registered TB patients.

### ***A. Recruitment of Respondents:***

Similar to the FGDs, purposeful sampling is used to recruit TB patients for the performance assessment interviews. Health facility staff can assist with the recruitment of TB patients, based on the following criteria:

1. Registered TB patient at respective health facility
2. Have a history of at least 3 weeks visiting the facility for diagnosis and treatment
3. And/or a patient that has stopped treatment—a defaulter
4. Did not participate in the FGD

### ***B. Instruments:***

Two items are needed; 1) an informed consent form to be signed by the patient and 2) a standardized questionnaire to be used for the individual interview. An example of the questionnaire can be found in Annex 2 and both documents can be found on the CD-rom

### ***C. Conducting interviews:***

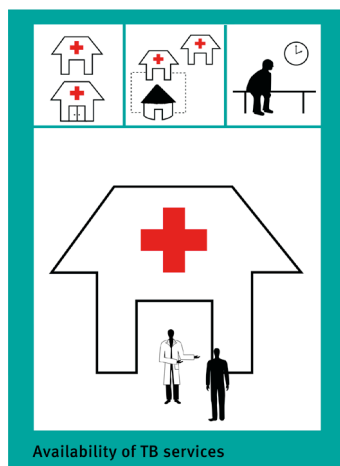
The interviews are conducted using the standardized questionnaire that includes questions based on the nine quality dimensions. The first section (A) of the questionnaire addresses basic demographics, the next section (B)

includes informative and evaluative questions addressing the performance of the facility and the last section (C) provides for a description of the interview setting. Section B of the questionnaire specifically contains a series of questions regarding issues that are linked to the nine quality dimensions. The answers are coded and range from never (1) to always (4), as well as yes (1) or no (2).

#### ***D. Performance scores and data entry:***

The performance scores are calculated from the responses to the individual performance assessment interviews. As mentioned above, section B of the questionnaire provides the main body of information to assess the performance of the respective health facilities and thus produces the performance scores. Below is an example of a question measuring the performance of the availability of services, specifically this question is addressing waiting times.

Are the <u>waiting time(s) before being served</u> by providers of this facility acceptable to you?	<sup>1</sup> <input type="checkbox"/> Never <sup>2</sup> <input type="checkbox"/> Sometimes <sup>3</sup> <input type="checkbox"/> Usually <sup>4</sup> <input type="checkbox"/> Always
---	---



The performance scores can be directly entered into the data analysis excel worksheet, which can be found on the CD-rom and as an example in Annex 3. The worksheet has been designed and formulated to automatically do the necessary calculations to produce the final performance scores.

A high performance score means that a large percentage of respondents interviewed provided negative responses and therefore the health facility is performing poorly. A low performance score means that a small percentage of respondents interviewed provided negative responses

and therefore the health facility is performing well.

***A high performance score means the health facility is performing poorly.***

For example, 77 TB patients were interviewed during the field testing of *QUOTE TB Light* in Nigeria. Of the 77 interviewed, seven respondents gave a negative response ("never" or "sometimes") to the question addressing waiting times (see above) resulting in a final performance score of  $(7/77)100 = 9\%$ . Only the negative score is used, indicating (in this example), that the health facilities assessed are performing well with regard to waiting times.

## 2.3 Step three: Calculate the Quality Impact Scores of the Care

The heart of *QUOTE TB Light* is the quality impact (QI) score. These scores are derived from combining the importance and performance scores. Below are two examples from the Nigeria field testing of *QUOTE TB Light*.

### Example 1

Availability of services	Importance Ranking Score	(Poor) Performance Score	Quality Impact
Waiting times (n=77)	64%	9%	$(0.79 \times 0.09)10 = 0.58$

Example one is a question addressing if the waiting times before being served by providers of the facility are acceptable. This specific issue received a quality impact score of 0.58, which was derived from multiplying the importance ranking (64%) by the performance score (9%) and multiplying by 10 -- thus  $(0.64 \times 0.09) \times 10 = 0.58$ .

### Example 2

Communication and information	Importance Ranking Score	(Poor) Performance Score	Quality Impact
Stop spreading diseases (n=77)	94%	34%	$(0.94 \times 0.34)10 = 3.2$

Example two is a question addressing if the health providers in the facility provide information on when the patient will stop spreading TB to others (no longer infectious). This specific issue received a QI score of 3.1, which was derived from multiplying the importance ranking score (94%) by the performance score (34%) and multiplying by 10 — thus  $(0.94 \times 0.34)10 = 3.2$ .

Theoretically, the maximum QI score is 10. This would indicate that 100% of the respondents perceive the health facility to be **performing** poorly on TB care services they consider to be extremely **important**. The higher the QI score, the more need for improvement.

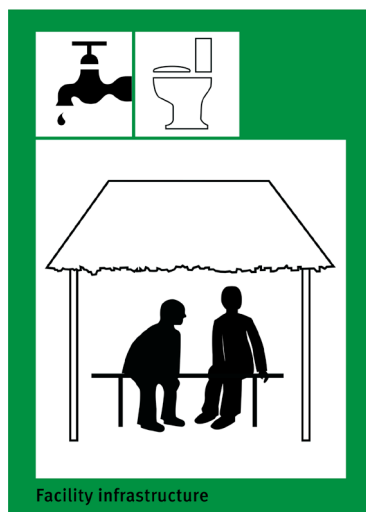
Although it is difficult to give exact criteria, in general QI scores above 0.75 indicate that improvement is possible and maybe necessary. The reason to target a QI score of 0.75 is because the average importance ranking score is 50% and 15% of the respondents will report negative performances.

***The higher the QI score, the more need for improvement.***

The examples above show two different QI scores, the first falls under the cut off criteria of 0.75 and the second above. The first QI score of 0.58 indicates that a low percentage of TB patients (9%) perceive the health facility to be performing

well regarding waiting times, which is a component of TB care considered to be important with an importance ranking score of 64%. It can be concluded that there is no need to improve this particular component of TB care.

However, the second QI score of 3.2 indicates that a higher percentage of



respondents (34%) perceive the health facility to be performing poorly with regards to providing information on when the patient will stop spreading TB to others (no longer infectious). This is a component of TB care considered to be extremely important with an importance ranking score of 94%. It can be concluded that there is a clear need to address this issue for improvement.

If sufficient data are available, the scores can also be broken down by different subgroups of respondents (e.g. by gender, educational level, age category) or by TB facility and country characteristics (e.g. urban/rural, hospital/health centre/dispensary, government/private, regular patient/defaulters).

### 3. Where and when to use *QUOTE TB Light* ?

*QUOTE-TB Light* can be applied at various levels of health care. Below are some examples with important considerations for application.

#### 3.1 Health facility level

- *QUOTE-TB Light* can be applied at health facilities with more than 50 registered TB patients .
- One FGD should be conducted once every two years to establish the importance ranking of the nine quality dimensions.
- Annually, 10-20 individual performance assessment interviews should be conducted. The quality impact score is calculated and used for benchmarking and interventions for improvement of TB care.
- Use *QUOTE-TB Light* for aggregate analysis of health facilities at district level.
- At health facilities with less than 50 registered TB patients the outcome of the individual performance assessment interviews can be used on their own to measure the quality of services.
- The pictogram cards can be used in group discussions to improve TB care.

### **3.2 District level:**

- Once every two years, at least two FGDs should be conducted per district to establish a representative importance ranking of the nine quality dimensions. It is also possible to plan FGDs according to gender and other social determinants, such as culture and environment.
- Annually, individual performance assessment interviews are conducted in four to seven health facilities. The number of interviews is dependent on the number of registered TB patients per facility. However, it is recommended to conduct a total of at least 70-100 TB patient interviews for valid quality impact scores.
- Analysis of all reviewed health facilities can be used annually for benchmarking in a particular district, as well as establish differences between health facilities.

### **3.3 Provincial and National level--TB Program Supervision activities:**

- Focus Group Discussions (FGDs) with TB patients should be performed once every two years to establish the importance ranking of the nine quality dimensions. At least one FGD should be done per geo-political zone for a representative sample. It is also possible to plan FGDs according to gender and other social determinants, such as culture and environment.
- Performance assessments should be conducted quarterly in order to collect data from TB patients using the standardized questionnaire. Performance assessments should be conducted during regular supervision activities with support of trained research assistants, such as University students.
- Analysis of the data from all reviewed health facilities can be used annually for benchmarking of districts provincially and/or nationwide.
- At least 150 performance assessment questionnaires need to be submitted to have a valid QI score.

### **3.4 Operational research projects:**

- Depending on the size of the operational research study; the considerations described above should be followed.
- Use *QUOTE TB Light* in partnership with a University or local NGO with research experience.
- Within a limited time period (two to four weeks) it is recommended to conduct at least 70-100 patient interviews for valid quality impact scores and analyze data to address specific cultural or geographic settings.
- Analysis of data from participating health facilities can be used to develop specific benchmarking and interventions for a specific cultural or geographic setting.

## 4. Instruments for Applying QUOTE TB Light

As mentioned earlier, the application of *QUOTE TB Light* consists of three steps for which instruments are provided on the CD-rom.

### Step 1. Establish the importance ranking

Focus Group Discussions (FGD) are conducted to identify the ranking of the nine quality dimensions specific to TB care that are **important to patients**. Pictogram cards illustrating each quality dimension are used to facilitate the ranking exercise during the FGDs.

In Annex 1 you will find examples of the nine pictogram cards. They are also available on the CD-Rom in PDF format for printing. It is advised to have them printed in color and laminated for protection.

### Step 2. Establish the performance scores

Individual interviews are conducted to assess the **performance** of TB care as experienced by TB patients using a standardized **questionnaire**. The performance assessment is based on the nine quality dimensions specific to TB services. The questionnaire can be found in word format on the CD-Rom for printing, as well as in Annex 2. Below are a few issues for consideration:

- It may be necessary to adjust the wording in some of the questions to better fit different cultural settings; however, it is not advised to totally change the questions.
- If the interviews are going to be held in a different language it is recommended to translate the questions before printing the questionnaire. This makes it easier for the interviewer and increases the quality of the respondent's answer.
- In addition to the questionnaire, an informed consent form is also available on the CD-rom in word format for printing. It is strongly recommended that each respondent sign the consent form before an interview is conducted.

### Step 3. Calculate the quality impact scores

Steps 1 and 2 are used to calculate the **quality impact** (QI) score, which is the heart of *QUOTE-TB Light*. This is done by multiplying the the importance scores (1) by the performance scores (2). Thus the importance is used as a weighing factor to measure the quality of care. The direct results of the quality impact score can be used to improve services at the facility level by setting priorities and planning specific quality improvement interventions.

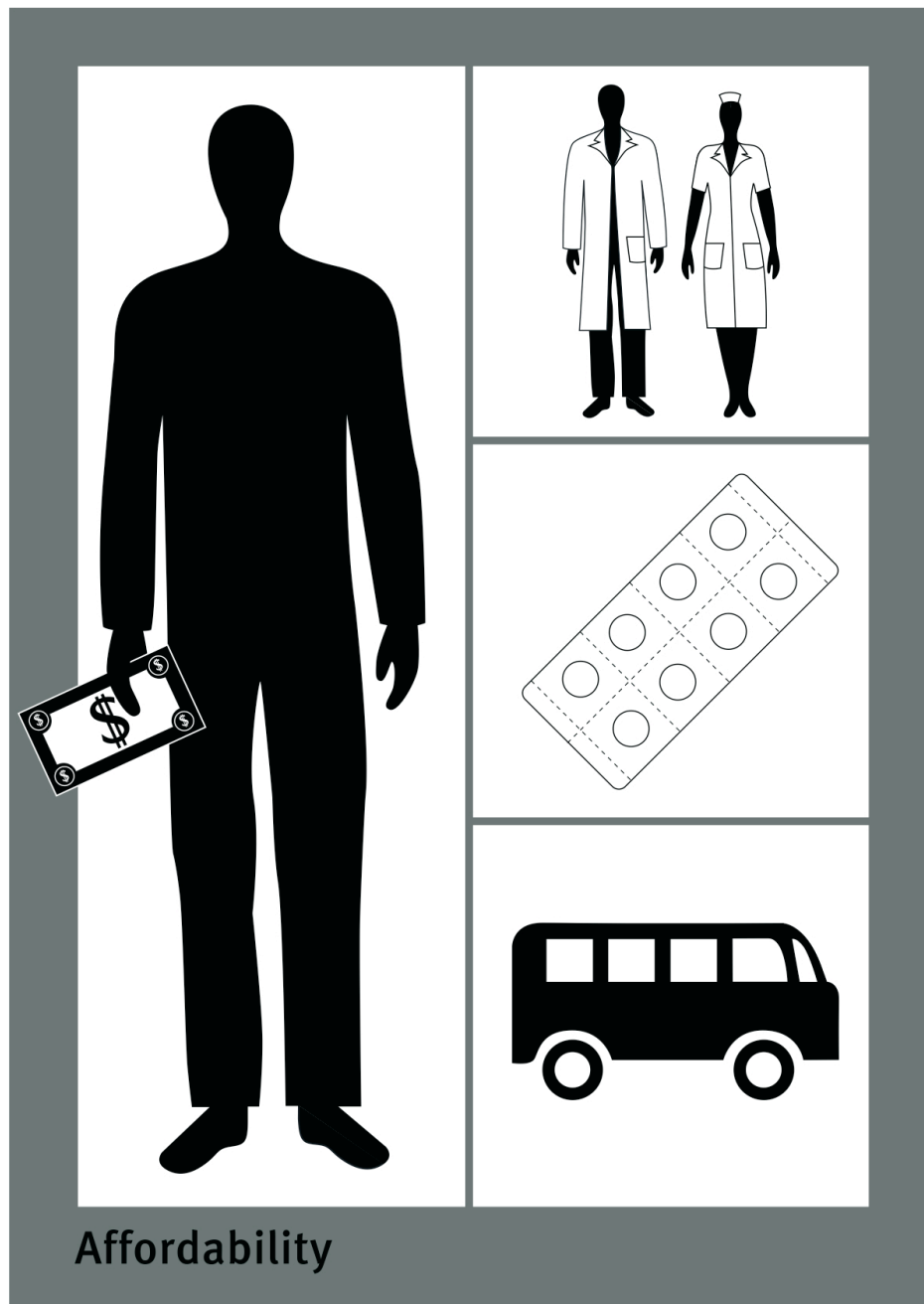




A data entry and analysis workbook in excel is available on the CD-rom and examples can be found in annex 3.

The data entry and analysis workbook includes two worksheets:

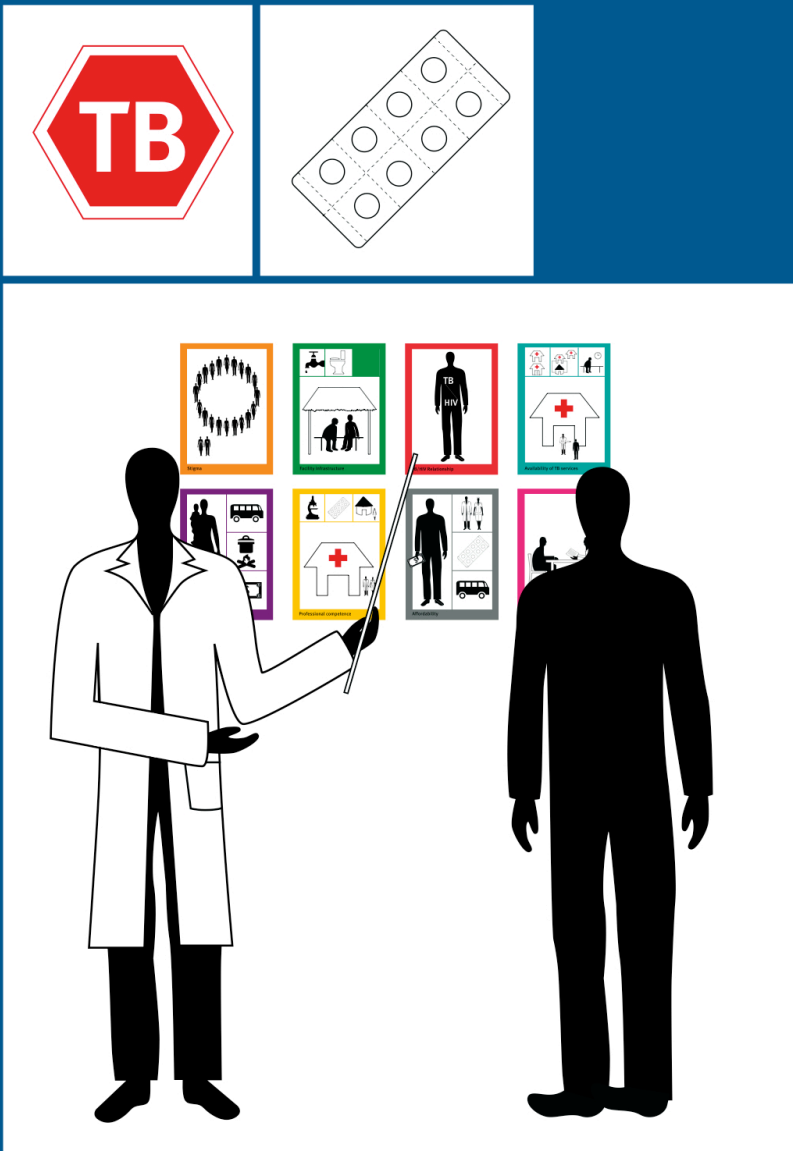
1. Importance ranking scores: this worksheet is organized by the nine quality dimensions. The final ranking results can be entered into the worksheet for each completed FGD. The worksheet includes the necessary formulas to calculate the final importance ranking score based on all completed FGDs.
2. Performance assessment scores: this worksheet is organized to match the standardized questionnaire and includes formulas for basic data analysis. The data from the questionnaire should be directly entered into this workbook following the coding as indicated on both the questionnaire and performance assessment worksheet. It is possible to insert extra rows to accommodate the number of interviews completed. Furthermore, it is also possible to include additional formulas for other analysis such as comparison by gender, age, district and health facility.

## Annex 1: Pictogram Cards






**Availability of TB services**




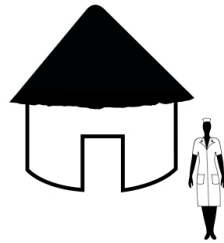
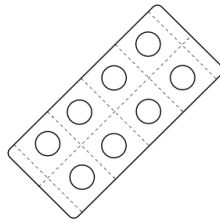
Communication and information




Facility infrastructure



**Patient provider interaction and counseling**





**Professional competence**



**Stigma**





Support



**TB/HIV Relationship**

## Annex 2: Questionnaire

Code number:    /    /    /

### QUOTE-TB Light

#### PERFORMANCE INTERVIEW

##### Instructions to the interviewer

When a patient has finished his/her consultation with the clinic staff, ask him/her if he/she is willing to answer questions about the quality of TB services he/she has received. It is essential that you gain his/her **informed consent** before beginning the interview, so the following introduction should be given.

Greet the patient: "Hello. My name is ....."

I am interested in what you think about the TB services provided at this health facility. I would like to ask you questions about your visits to this health facility and the health providers that work in this facility. I would be very grateful if you could spend some time talking with me. I will not write down your name, and everything you tell me will be kept strictly confidential. Your participation is voluntary and you are not obliged to answer any questions you do not want to. Participating in this interview will not negatively affect the subsequent services you will get. Do I have your permission to continue?"

If no    >    stop the interview, thank the patient, note 'one refusal' on the non-respondent form, wait for another patient

If yes    >    continue with the interview

Name Interviewer

Date of interview

Interview conducted in:

Specify language: .....

Interview conducted at:

Clinic: <sup>1</sup>☐ Yes <sup>2</sup>☐ No

Community, specify where: .....

#### SECTION A : SOCIO-DEMOGRAPHIC CHARACTERISTICS AND GENERAL QUESTIONS

1.    **Patient's sex**    1 ☐ Male    2 ☐ Female

2.    **Patient's age** .....years

3.    **What is your highest level of education?**

<sup>1</sup>☐ None

<sup>2</sup>☐ Primary (Primary 1-6)

<sup>3</sup>☐ Junior Secondary (JSS 1-3)

<sup>4</sup>☐ Senior Secondary (SSS4-6)

<sup>5</sup>☐ Tertiary

<sup>6</sup>☐ Other: .....

4.    **What is the main source of your livelihood?**

.....

5.    **When were you diagnosed with TB after onset of symptoms?**

(write response in dotted space and also check the corresponding option below)

.....

<sup>1</sup>☐ Within three (3) weeks after the onset of symptoms

<sup>2</sup>☐ Three (3) to eight (8) weeks after the onset of symptoms

<sup>3</sup>☐ More than eight (8) weeks after the onset of symptoms

**6. How many times did you visit this facility for your illness?**

- <sup>1</sup>☐ First time  
<sup>2</sup>☐ More occasions

**7. After diagnosis, when did you start TB treatment?**

- <sup>1</sup>☐ Within two (2) days  
<sup>2</sup>☐ Within one (1) week  
<sup>3</sup>☐ More than one (1) week

**8. What was/were the reason(s) for your visit to the health facility? (Multiple answers possible)**

- <sup>1</sup>☐ Diagnosis, specify: .....  
<sup>2</sup>☐ Drug collection, specify: .....  
<sup>3</sup>☐ Information/advice, specify: .....  
<sup>4</sup>☐ Follow up sputum examination  
<sup>5</sup>☐ Other, specify: .....

**9. In case of defaulter: why did you stop coming?**

(write response in dotted space below)

.....

**SECTION B : PERFORMANCE OF THE FACILITY**

The next part of the survey is about the quality of TB care that you received during your visits to this facility. Please answer the questions in this part of the survey about this facility only. Do not include any other facilities in your answer.

**B-1 : AVAILABILITY OF TB SERVICES**

First, I would like you to rate nine aspects that have to do with the availability of TB services.

1. Are the <u>waiting time(s) before being served</u> by health providers of this facility acceptable to you?	<sup>1</sup> <input type="checkbox"/> Never <sup>2</sup> <input type="checkbox"/> Sometimes <sup>3</sup> <input type="checkbox"/> Usually <sup>4</sup> <input type="checkbox"/> Always
2. How often are you attended to by the <u>same health providers</u> in this facility?	<sup>1</sup> <input type="checkbox"/> Never <sup>2</sup> <input type="checkbox"/> Sometimes <sup>3</sup> <input type="checkbox"/> Usually <sup>4</sup> <input type="checkbox"/> Always
3. How often are the <u>service hours</u> of this facility <u>inconvenient</u> for you to get your TB treatment?	<sup>1</sup> <input type="checkbox"/> Never <sup>2</sup> <input type="checkbox"/> Sometimes <sup>3</sup> <input type="checkbox"/> Usually <sup>4</sup> <input type="checkbox"/> Always
4. How often are <u>drugs</u> not <u>available</u> when you require them?	<sup>1</sup> <input type="checkbox"/> Never <sup>2</sup> <input type="checkbox"/> Sometimes <sup>3</sup> <input type="checkbox"/> Usually <sup>4</sup> <input type="checkbox"/> Always
5. How often do you experience <u>difficulties in obtaining TB services</u> in this facility because of language barriers?	<sup>1</sup> <input type="checkbox"/> Never <sup>2</sup> <input type="checkbox"/> Sometimes <sup>3</sup> <input type="checkbox"/> Usually <sup>4</sup> <input type="checkbox"/> Always
6. How often do you have to go to <u>another health unit</u> for TB services or treatment?	<sup>1</sup> <input type="checkbox"/> Never <sup>2</sup> <input type="checkbox"/> Sometimes <sup>3</sup> <input type="checkbox"/> Usually <sup>4</sup> <input type="checkbox"/> Always
7. Is this health facility <u>easy to reach</u> (distance)?	<sup>1</sup> <input type="checkbox"/> Yes <sup>2</sup> <input type="checkbox"/> No
8. How often are <u>TB services available</u> during the working hours of this facility?	<sup>1</sup> <input type="checkbox"/> Never <sup>2</sup> <input type="checkbox"/> Sometimes <sup>3</sup> <input type="checkbox"/> Usually <sup>4</sup> <input type="checkbox"/> Always
9. How often are the relevant health <u>providers</u> you come to see in this facility <u>available</u> ?	<sup>1</sup> <input type="checkbox"/> Never <sup>2</sup> <input type="checkbox"/> Sometimes <sup>3</sup> <input type="checkbox"/> Usually <sup>4</sup> <input type="checkbox"/> Always

**B-2 : COMMUNICATION AND INFORMATION**

Next, I would like you to rate seven items that have to do with communication and information about TB and its treatment.

1. Do the health providers in this facility tell you when you <u>stop spreading TB to others</u> ?	<sup>1</sup> <input type="checkbox"/> Yes <sup>2</sup> <input type="checkbox"/> No
2. Do the health providers in this facility tell you that <u>TB can be cured</u> ?	<sup>1</sup> <input type="checkbox"/> Yes <sup>2</sup> <input type="checkbox"/> No
3. Do the health providers in this facility tell you about the importance of <u>observed treatment</u> ?	<sup>1</sup> <input type="checkbox"/> Yes <sup>2</sup> <input type="checkbox"/> No

4. Do the health providers in this facility tell you about the <u>side effects</u> of TB drugs?	<sup>1</sup> <input type="checkbox"/> Yes <sup>2</sup> <input type="checkbox"/> No
5. Do the health providers in this facility tell you about the need for <u>sputum tests</u> at given points during your treatment schedule?	<sup>1</sup> <input type="checkbox"/> Yes <sup>2</sup> <input type="checkbox"/> No
6. Do the health providers in this facility tell you about the <u>duration of the TB treatment</u> ?	<sup>1</sup> <input type="checkbox"/> Yes <sup>2</sup> <input type="checkbox"/> No
7. During your visits to this facility, do health providers tell you about how to <u>store your drugs</u> obtained for your treatment?	<sup>1</sup> <input type="checkbox"/> Yes <sup>2</sup> <input type="checkbox"/> No
8. Does the health provider in this facility tell you when <u>next to come back for TB services</u> ?	<sup>1</sup> <input type="checkbox"/> Yes <sup>2</sup> <input type="checkbox"/> No

### B-3 : PATIENT – PROVIDER INTERACTION AND COUNSELLING

Next, I would like to ask you about eight aspects that have to do with the interaction between TB patients and health care providers.

1. During your visits to this facility, how often does the health provider treat you with <u>respect</u> ?	<sup>1</sup> <input type="checkbox"/> Never <sup>2</sup> <input type="checkbox"/> Sometimes <sup>3</sup> <input type="checkbox"/> Usually <sup>4</sup> <input type="checkbox"/> Always
2. During your visits to this facility, how often does the health provider <u>listen carefully</u> to you?	<sup>1</sup> <input type="checkbox"/> Never <sup>2</sup> <input type="checkbox"/> Sometimes <sup>3</sup> <input type="checkbox"/> Usually <sup>4</sup> <input type="checkbox"/> Always
3. During your visits to this facility, how often do health providers <u>explain things</u> in a way you can understand?	<sup>1</sup> <input type="checkbox"/> Never <sup>2</sup> <input type="checkbox"/> Sometimes <sup>3</sup> <input type="checkbox"/> Usually <sup>4</sup> <input type="checkbox"/> Always
4. During your visits to this facility, how often do you have <u>sufficient time to discuss</u> your problems?	<sup>1</sup> <input type="checkbox"/> Never <sup>2</sup> <input type="checkbox"/> Sometimes <sup>3</sup> <input type="checkbox"/> Usually <sup>4</sup> <input type="checkbox"/> Always
5. During your visits to this facility, how often do health providers discuss with you <u>how to deal with your problems</u> ?	<sup>1</sup> <input type="checkbox"/> Never <sup>2</sup> <input type="checkbox"/> Sometimes <sup>3</sup> <input type="checkbox"/> Usually <sup>4</sup> <input type="checkbox"/> Always
6. During your visits to this facility, how often do you experience <u>discrimination</u> because you have TB?	<sup>1</sup> <input type="checkbox"/> Never <sup>2</sup> <input type="checkbox"/> Sometimes <sup>3</sup> <input type="checkbox"/> Usually <sup>4</sup> <input type="checkbox"/> Always
7. During your visits to this facility, how often is your <u>privacy respected</u> during examination?	<sup>1</sup> <input type="checkbox"/> Never <sup>2</sup> <input type="checkbox"/> Sometimes <sup>3</sup> <input type="checkbox"/> Usually <sup>4</sup> <input type="checkbox"/> Always
8. Do health providers at this facility tell you how TB can <u>affect your every day life</u> ?	<sup>1</sup> <input type="checkbox"/> Yes <sup>2</sup> <input type="checkbox"/> No

### B-4 : TB – HIV RELATIONSHIP

Next, I would like to ask you four questions about the link between TB and HIV.

1. Did health providers in the facility inform you about the <u>link between TB and HIV</u> ?	<sup>1</sup> <input type="checkbox"/> Yes <sup>2</sup> <input type="checkbox"/> No
2. Were you informed by the health providers in this facility on how to <u>prevent HIV infection</u> ?	<sup>1</sup> <input type="checkbox"/> Yes <sup>2</sup> <input type="checkbox"/> No
3. After being diagnosed with TB, were you advised to <u>take an HIV test</u> ?	<sup>1</sup> <input type="checkbox"/> Yes <sup>2</sup> <input type="checkbox"/> No
4. Were you informed <u>where to get HIV-treatment</u> in case you might need this?	<sup>1</sup> <input type="checkbox"/> Yes <sup>2</sup> <input type="checkbox"/> No <sup>9</sup> <input type="checkbox"/> not applicable
5. Were you supported in case of being HIV positive in taking TB and HIV treatment at the same time?	<input type="checkbox"/> Yes <sup>2</sup> <input type="checkbox"/> No <sup>9</sup> <input type="checkbox"/> not applicable

### B-5 : INFRASTRUCTURE

Next, I would like to ask you about four aspects that have to do with the infrastructure of the TB facility you are visiting.

1. How often is this <u>facility clean</u> ?	<sup>1</sup> <input type="checkbox"/> Never <sup>2</sup> <input type="checkbox"/> Sometimes <sup>3</sup> <input type="checkbox"/> Usually <sup>4</sup> <input type="checkbox"/> Always
2. Is there <u>safe drinking water</u> in this facility?	<sup>1</sup> <input type="checkbox"/> Yes <sup>2</sup> <input type="checkbox"/> No
3. How often are the <u>toilets</u> in this facility usable?	<sup>1</sup> <input type="checkbox"/> Never <sup>2</sup> <input type="checkbox"/> Sometimes <sup>3</sup> <input type="checkbox"/> Usually <sup>4</sup> <input type="checkbox"/> Always
4. Are there enough <u>comfortable places</u> to sit on in this facility?	<sup>1</sup> <input type="checkbox"/> Yes <sup>2</sup> <input type="checkbox"/> No

5. Are people who come in with a <u>cough given priority</u> by the health providers?	<sup>1</sup> <input type="checkbox"/> Yes <sup>2</sup> <input type="checkbox"/> No
---	--

#### B-6 : PROFESSIONAL COMPETENCE

Next, I would like to ask you seven questions about TB procedures and tests.

1. Does this facility offer services to <u>examine your sputum</u> ?	<sup>1</sup> <input type="checkbox"/> Yes <sup>2</sup> <input type="checkbox"/> No
2. Does this facility offer <u>home based TB treatment</u> ?	<sup>1</sup> <input type="checkbox"/> Yes <sup>2</sup> <input type="checkbox"/> No
3. Were you <u>physically examined</u> during your first visit to this health facility?	<sup>1</sup> <input type="checkbox"/> Yes <sup>2</sup> <input type="checkbox"/> No
4. Was your <u>sputum examined</u> when you were diagnosed with TB?	<sup>1</sup> <input type="checkbox"/> Yes <sup>2</sup> <input type="checkbox"/> No
5. How many <u>working days</u> were there between your first sputum submission and the time you got your results?	<sup>1</sup> <input type="checkbox"/> 0 – 2 working days <sup>2</sup> <input type="checkbox"/> 3 – 5 working days <sup>3</sup> <input type="checkbox"/> more than 5 working days
6. In case of germs in your sputum that cause TB, were your close <u>contacts examined</u> by the TB facility?	<sup>1</sup> <input type="checkbox"/> Yes <sup>2</sup> <input type="checkbox"/> No
7. How often is there a <u>treatment observer</u> checking on your daily intake of TB drugs?	<sup>1</sup> <input type="checkbox"/> Never <sup>2</sup> <input type="checkbox"/> Sometimes <sup>3</sup> <input type="checkbox"/> Usually <sup>4</sup> <input type="checkbox"/> Always

#### B-7 : AFFORDABILITY

Next, I would like to ask you about three aspects that have to do with the costs of TB services.

1. How often do you <u>have to pay for your regular TB services</u> (e.g. sputum tests, TB-drugs, X-rays, etc.)?	<sup>1</sup> <input type="checkbox"/> Never <sup>2</sup> <input type="checkbox"/> Sometimes <sup>3</sup> <input type="checkbox"/> Usually <sup>4</sup> <input type="checkbox"/> Always
2. How often do you have to <u>pay a tip</u> in order to receive TB services?	<sup>1</sup> <input type="checkbox"/> Never <sup>2</sup> <input type="checkbox"/> Sometimes <sup>3</sup> <input type="checkbox"/> Usually <sup>4</sup> <input type="checkbox"/> Always
3. How often do <u>costs</u> (e.g. <u>transport</u> ) prevent you from getting to the health facility?	<sup>1</sup> <input type="checkbox"/> Never <sup>2</sup> <input type="checkbox"/> Sometimes <sup>3</sup> <input type="checkbox"/> Usually <sup>4</sup> <input type="checkbox"/> Always

#### B-8 : SUPPORT

I would like to ask you about two aspects that have to do with the support received from the TB facility you are visiting.

1. How often do you receive <u>transport</u> support from the health facility?	<sup>1</sup> <input type="checkbox"/> Never <sup>2</sup> <input type="checkbox"/> Sometimes <sup>3</sup> <input type="checkbox"/> Usually <sup>4</sup> <input type="checkbox"/> Always
2. How often do you receive <u>food</u> support from the health facility?	<sup>1</sup> <input type="checkbox"/> Never <sup>2</sup> <input type="checkbox"/> Sometimes <sup>3</sup> <input type="checkbox"/> Usually <sup>4</sup> <input type="checkbox"/> Always
3. How often do you receive <u>money</u> support from the health facility?	<sup>1</sup> <input type="checkbox"/> Never <sup>2</sup> <input type="checkbox"/> Sometimes <sup>3</sup> <input type="checkbox"/> Usually <sup>4</sup> <input type="checkbox"/> Always

#### B-9 : STIGMA

To conclude this exercise, I would like to ask you about three aspects that have to do with stigma issues in relation to the TB facility you are visiting.

1. Does the health provider talk to you the same way you are spoken to when you receive services other than TB? Friendly?	<sup>1</sup> <input type="checkbox"/> Never <sup>2</sup> <input type="checkbox"/> Sometimes <sup>3</sup> <input type="checkbox"/> Usually <sup>4</sup> <input type="checkbox"/> Always
2. Does the health provider welcome you into the health facility when you visit for TB services?	<sup>1</sup> <input type="checkbox"/> Never <sup>2</sup> <input type="checkbox"/> Sometimes <sup>3</sup> <input type="checkbox"/> Usually <sup>4</sup> <input type="checkbox"/> Always
3. Does the health provider turn his/her face away when speaking with you?	<sup>1</sup> <input type="checkbox"/> Never <sup>2</sup> <input type="checkbox"/> Sometimes <sup>3</sup> <input type="checkbox"/> Usually <sup>4</sup> <input type="checkbox"/> Always
4. Do you feel that you are treated with dignity when you visit the health facility?	<sup>1</sup> <input type="checkbox"/> Yes <sup>2</sup> <input type="checkbox"/> No

## SECTION C : INTERVIEW SETTING

### 1. Facility

Health facility name	
District	
TB Zone	

### 2. Level of facility (country specific)

- <sup>1</sup>☐ Tertiary Hospital
- <sup>2</sup>☐ General Hospital
- <sup>3</sup>☐ Primary Health centre
- <sup>4</sup>☐ Dispensary

### 3. Type of facility (country specific)

- <sup>1</sup>☐ Government
- <sup>2</sup>☐ Private for profit
- <sup>3</sup>☐ Private not for profit
- <sup>4</sup>☐ NGO/ Missionary

### 4. Locality of facility

- <sup>1</sup>☐ Rural
- <sup>2</sup>☐ Urban

Annex 3: Data Analysis Worksheets

Importance Ranking Focus Group Discussion									
<div>Instructions: 1. Enter the scores of each FGD for an automatic calculation of the average scores and percentages to be used for the quality impact score. This workbook is linked to the performance assessment workbook where the final calculations are made. 2. If more than four FGDs are conducted it is possible to insert extra columns. 3. Please note that if you do not fill in the importance ranking scores, the calculations in the performance assessment worksheet will have errors.</div>									
Quality of TB services	FGD 1	FGD 2	FGD 3	FGD 4	Total	Average	Percentage		
Communication and information	9	8			17	8.5	94%		
Professional competence	8	9			17	8.5	94%		
Availability services	7	7			14	7.0	78%		
Affordability	6	5			11	5.5	61%		
Patient provider interaction and counseling	5	6			11	5.5	61%		
Support	4	4			8	4.0	44%		
TB/HIV	3	3			6	3.0	33%		
Infrastructure	2	1			3	1.5	17%		
Stigma	1	2			3	1.5	17%		
<div>These scores are automatically entered in the Data Performance Assessment sheet</div>									



### Individual Performance Assessment Interview.

	Section B: B-1 Availability of TB Services	1. Are the waiting times before being served by providers of this health facility acceptable to you?	2. How often are you attended by the same health providers in this facility?	3. How often are the service hours of this facility inconvenient for you to get your TB treatment?	4. How often are drugs not available when you require them?	5. How often do you experience difficulties obtaining TB services in this facility because of language barriers?	6. How often do you have to go to another health unit for TB services or treatment?	7. Is this health facility easy to reach (distance)?	8. How often are TB services available during working hours of this facility?	9. How often are the relevant providers you come to see in this facility available?
		1=never 2=sometimes 3-usually 4-always	1=never 2=sometimes 3-usualy 4=always	1=never 2=sometimes 3=usuly 4=alwys	1=never 2=sometimes 3=usually 4=allways	1=never 2=sometimes 3=usuallly 4=alwayss	1=never 2=sometimes 3=usualy 4=alwys	1=yes 2=no	1=never 2=sometimes 3-usually 4-allways	1=never 2-sometimes 3-usually 4-always
		4	4	1	1	1	1	1	4	4
		4	4		1	1	1	1	4	4
		4	4	2	1	1	1	1	4	4
		4	4	1	1	1	1	1	4	4
		4	4	4	4	1	1	2	4	4
		4	4	1	1	1	1	1	4	4
		4	4	4	1	1	4	1	4	4
		4	4	4	1	1	1	1	4	4
		4	4	4	1	1	1	1	4	4
		2	4	2	2	4	1	1	4	4
		4	4	1	1	1	1	1	4	4
		4	4	4	1	1	1	1	4	4
		4	4	4	1	1	1	1	4	4
		4	4	1	1	1	4	1	4	4
		4	4	1	1	1	1	1	4	4
		4	4	4	4	1	1	2	4	4
		4	4	1	1	1	1	1	4	4
		4	4	4	1	1	1	1	4	4
		4	4	4	1	1	1	1	4	4
		0	0	0	0	0	0	0	0	0
	Mean Performance Negative Performance (Poor)									
	(Poor) Performance Score Importance Score	78%	78%	78%	78%	78%	78%	78%	78%	78%
	QI score	R1-1	R1-2	R1-3	R1-4	R1-5	R1-6	R1-7	R1-8	R1-9